


**TRS-80**  
**COLOR COMPUTER**  
**ELECTRONIC BOOK**




**Radio Shack**  
**TRS-80**  
**COMPUTER**  
**PRODUCTS**



THIS IS AN  
ELECTRONIC LEAFLET

## READING THE ROAD

So you think you know the road  
signs!  
Where would you expect to find  
them?  
Test yourself — put the right sign in  
the right place.



### LOADING INSTRUCTIONS

#### Acorn BBC Model B Disk Version

- 1 Place the disk in drive 0
- 2 Press and hold down **SHIFT**, press and release **BREAK**
- 3 The program will now load and run automatically
- 4 Place this leaflet on the **TANDY ELECTRONIC BOOK**
- 5 Press the leaflet to get a response on the screen!

#### Tandy Colour 32K Extended Basic Tape Version

- 1 Connect your **ELECTRONIC BOOK** to the right hand joystick port
- 2 Type **CLOAD ""** and press **ENTER**
- 3 Press **PLAY** on your tape recorder
- 4 When the program has loaded type **RUN** and press **ENTER**
- 5 Place this leaflet on the **TANDY ELECTRONIC BOOK**
- 6 Press the leaflet to get a response on the screen!

Custom manufactured in the U.K. for **TANDY CORPORATION**  
In conjunction with West Midlands County Council Road Safety Unit.

Produced by



Telephone: 021 632 6789.




# Drive & survive in our hi-tech world

Tandy Colour Computer 32K Extended Basic



## Freight Transport

Less noise — less fumes — less spray.



## New Generation Bikes

Space age materials and design for transport and leisure on two wheels.



## Hi-Tech Car

Safer and more efficient transport using computer aided design and assembly.

## Maglev


The world's first Magnetic Levitation passenger transport system.



**Press to  
take the  
challenge**

## Computerised Traffic Control

Controlling large volumes of traffic to improve safety and reduce delay.





# Reading the Road

When you read a book you must know the words!  
On the road it's the signs and signals  
that tell you the story of what is ahead.  
You must be on the lookout for these all the time.  
You must also know what they mean.  
So brush up on your road reading practice!


## HOW TO PLAY

In each scene which comes up on the screen choose the correct sign — the one you would expect to see on the road.  
Each square has two signs:  
To choose the LOWER sign — Just press it.  
To choose the UPPER sign — Press SHIFT, let go, then press the sign.  
— You have a limited time to choose each sign. —

## SAFE DRIVING!









YES

NO



SHIFT



On

Off